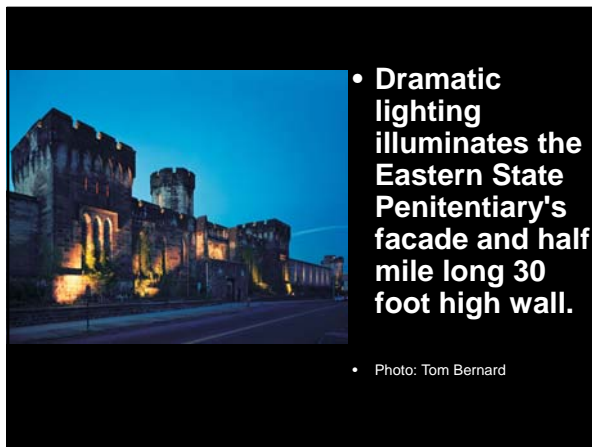




Eastern State Penitentiary


Philadelphia, Pennsylvania






One of nearly 980 abandoned cells at Philadelphia's Eastern State Penitentiary. This cell once had central heat and a flush toilet when even the White House had no running water, and the president, Andrew Jackson used a chamber pot.


Photo: Albert Vecerka




- When Eastern State Penitentiary was completed in 1836, it was known for its radial floor plan and central surveillance. All seven original cellblocks could be seen by a single overseer or guard from the Central Rotunda. However, when Cellblocks 8 and 9 were added in 1877, mirrors had to be installed in the hallway to allow guards to see down these new blocks from the center.
- Photo: Albert Vecerka




- When Eastern State Penitentiary opened in 1829, visitors from around the world marveled at its grand architecture and radical philosophy. With its high arched cathedral and over 1,000 skylights, the building feels more like a religious space.
- Photo: Elena Bouvier, 1998

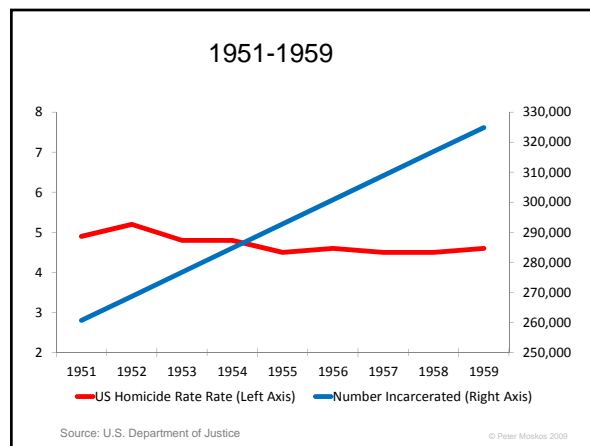
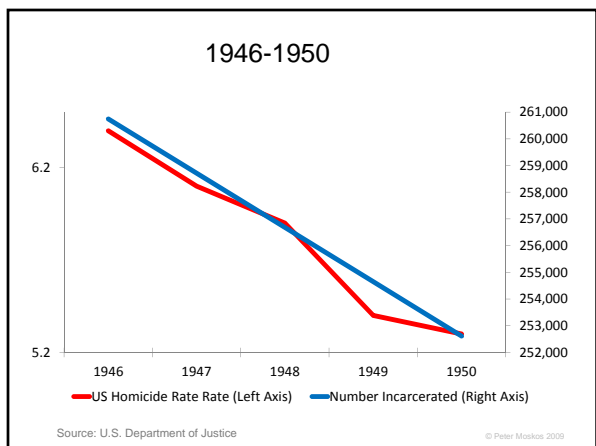
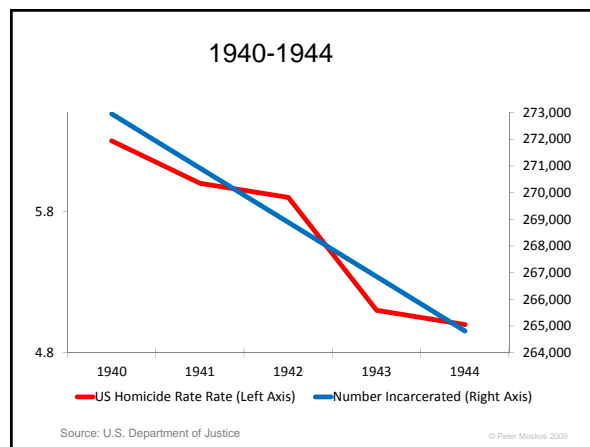
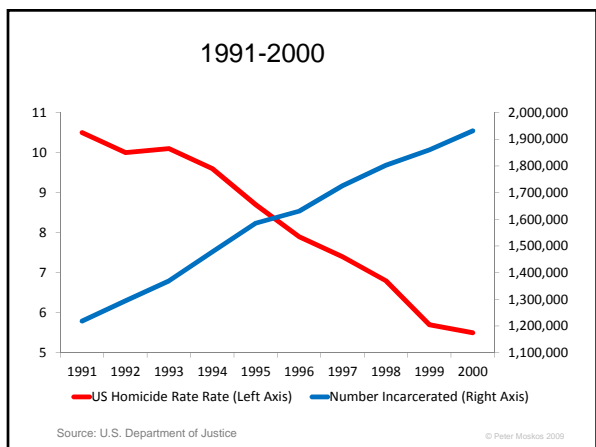
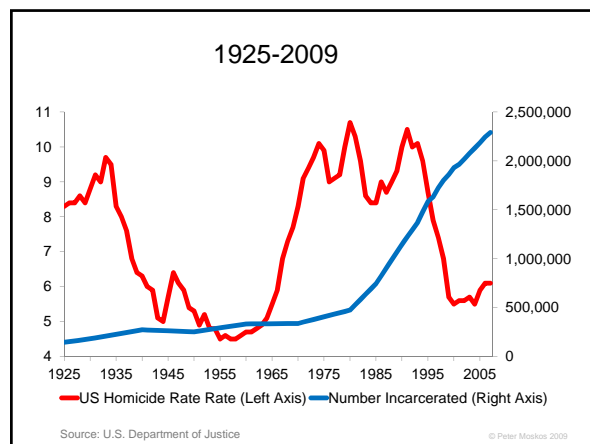



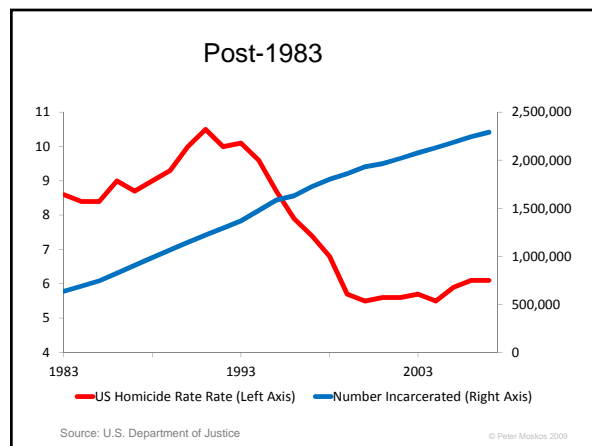
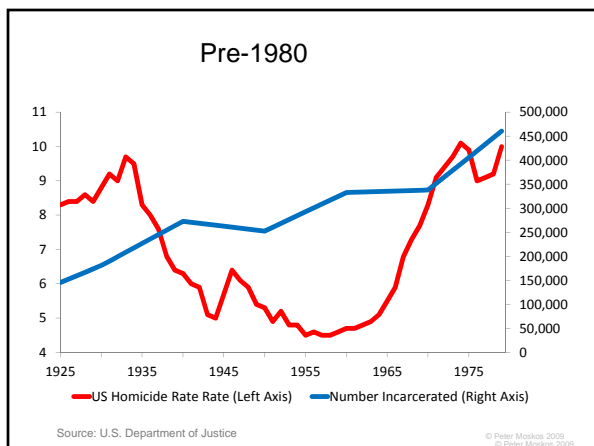
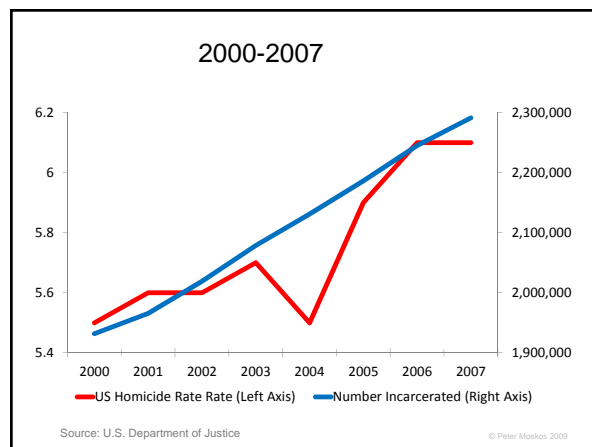
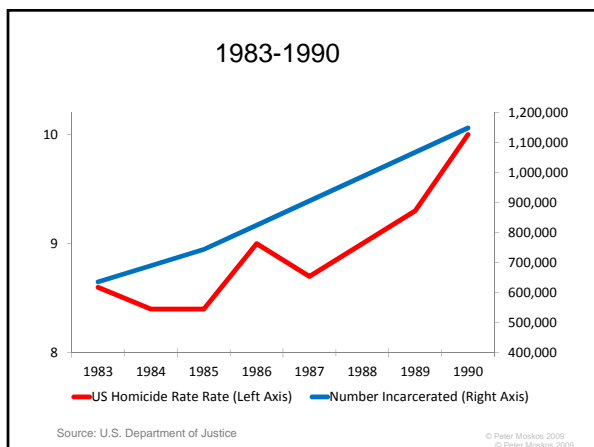
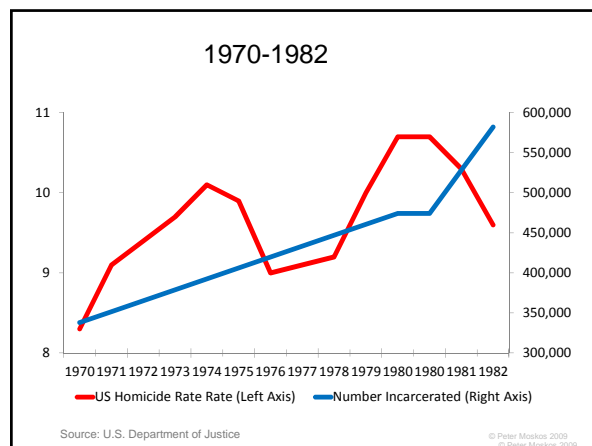
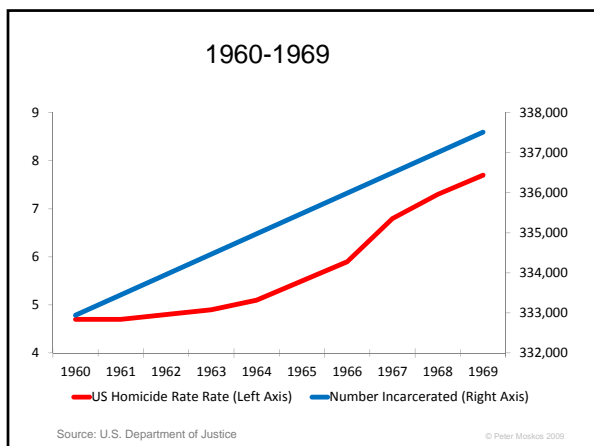
- Eastern State Penitentiary was the world's first true "Penitentiary." In order to encourage penitence or true regret in the hearts of criminals, inmates would spend their entire sentence in solitary confinement. Meals were delivered to the inmates and they ate in their cells. Food carts ran on tracks along the catwalks in the two-story cellblocks.
- Photo: Elena Bouvier, 1998



- Barber's chair
- Michael Cevoli, 2005





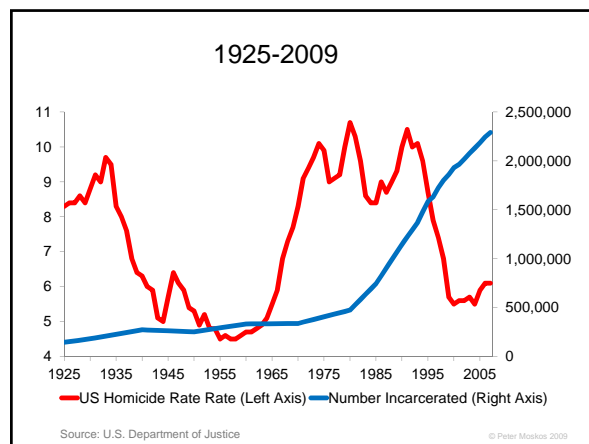


The relationship between incarceration and homicide?

1940s—less prison, less crime. 1980s—more prison, same crime.
 1950s—more prison, same crime. 1990s—more prison, less crime.
 1960s—more prison, more crime. 2000—more prison, more crime.
 1970s—more prison, more crime.

Different Decades	Less crime	Same Crime	More crime
More prison	1	2	3
Less prison	1	0	0

	Homicide Rate	People Behind Bars
1947	6.1	258,717
1991	10.5	1,219,014
2007	6.1	2,291,091



The Myth:

One-Third of prisoners are illegal immigrants.

Possible Source? Lou Dobbs

On CNN (Nov. 4, 2003):

“One-third of the inmates now serving time in federal prisons come from some other country — one-third... Noncitizens taking up a third of the cells in our federal penitentiaries.... [and] an increasing part of America’s prison population.”

Two Problems:

1) Lou Dobbs tries to pass off *federal* prisoners as representative of *all* prisoners.

But only 12% of US prisoners are federal prisoners.

2) Lou Dobbs is wrong.

Wrong both in numbers and in saying numbers are “increasing.” Non-citizens (which include both illegal immigrants and non-citizens legally in America) are less than 16% of federal prisoners in 2008 (less than 24% in 2003).

THE FACTS:

- Non-citizens (including legal immigrants) make up **4.1%** of total state and federal prisoners (94,498 out of 1,613,656).
- A significant percentage of *federally* imprisoned non-citizens are in prison simply for immigration violations (which is a federal crime).
- Less than 4% of *state prisoners* are non-citizens.
- By comparison, 6.9% of the total United States population are non-citizens (2003, US Census).

Source: Year end, 2009 <http://bjs.ojp.usdoj.gov/content/pub/press/pim09stpy09acpr.cfm>

The Facts:

Fewer than 1 in 20 prisoners is an illegal immigrant.

Non-citizens, including illegal immigrants, are *less likely* to be imprisoned than native-born Americans.

The Myth:

One-Third of prisoners are illegal immigrants

The Myth:

One-Third of prisoners are illegal immigrants

